
























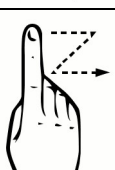



American Sign Language

Learn the American style hand sign language and practice writing your alphabet. Trace over the grey dashed letters with a dry erase crayon or dry erase marker. Wipe off with a soft cloth. Sharpie Permanent Markers can also be used, wipe off with paper towel and plain rubbing alcohol.



 Aa	 Bb	 Cc
 Dd	 Ee	 Ff
 Gg	 Hh	 Ii
 Jj	 Kk	 Ll
 Mm	 Nn	 Oo
 Pp	 Qq	 Rr
 Ss	 Tt	 Uu
 Vv	 Ww	 Xx
 Yy	 Zz	 I ♥ U